

BEDDELEEM



— JB STORE



B

— JB STORE

Beside digital storage space, other storage options are also required for all your paperwork and office supplies: cupboards, drawer units, storage accessories, etc. Lockers, wardrobe cabinets, postboxes etc. all come under this heading.

JB STORE helps to ensure a tidy and organised workplace. With an extensive choice of colours and materials, Beddeleem can match its whole range to your chosen furnishings or JB system walls.

The JB STORE is produced in-house and contains various types of cabinets, including wooden units with hinged or sliding doors in wood or perforated metal.

BEDDELEEM

— JB STORE



JB STORE 01

A range of cabinet elements built around a carcass with a recessed back. This makes the JB STORE 01 range for free-standing use. The 'recessed back' ensures that the cabinet is finished to a high standard on every side.




— JB STORE



JB STORE 02

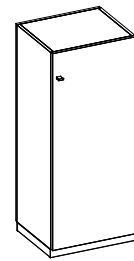
A range of cabinet elements based on a carcass with back recessed by 8 mm, so the JB STORE 02 range is only suitable as a wall cabinet.



Unite & combine—



01 —



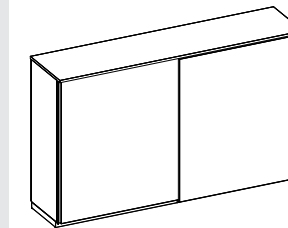
**Single hinged
door cabinet**

Sliding door cabinet Wood

Double front sliding doors.


Available only with 50 mm steel
plinth.

04 —

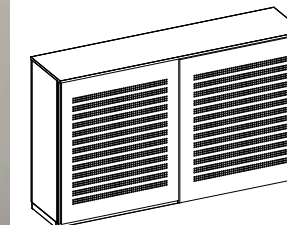


02 —

**Double hinged
door cabinet**



05 —



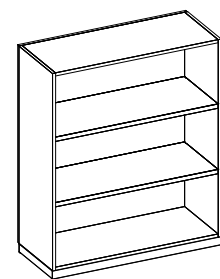
Sliding door cabinet Metal

Double front sliding doors.
The doors can have a perforation for
sound absorption which contributes
to a better working environment.

Available only with 50 mm steel
plinth.



03 —





**Open cabinet
with back**

Dimensions

	Height	Width (mm)	Depth (mm) ST01/ST02
Single cabinet	OH10 - OH60	400-500-600	438/420 - 638/620
Double cabinet	OH10 - OH60	800-1000-1200	438/420 - 638/620
Open cabinet	OH10 - OH60	400-500-600-800-1000-1200	418/400 - 618/600
Sliding door cabinet	OH10 - OH50	1600-1800-2000-2400	485/467 - 685/667

The height of the cabinet is given in OH units.
This is the ideal size for binders.
The given height is without the height of the plinth.

OH10	416 mm
OH20	766 mm
OH30	1146 mm
OH40	1526 mm
OH50	1906 mm
OH60	2286 mm



Covering options

You can choose from a selection of covering options to get the type of finish you want, in a thickness of 18 or 25 mm.

This can be applied to each cabinet but there is also an option to cover several cabinets as a single unit, with a maximum length of 2700 mm. The combination of 2 half cabinet casings offers a solution for larger lengths.

If you opt for a half or full cabinet casing, the side panel runs to 2 mm from the floor.

Hinged door cabinet


When connecting several cabinets there is, if the dimensions allow it, an option to cover several cabinets as one single cabinet.

Maximum: 2.7 m x 1.5 m (W x D)

Sliding door cabinet


If you choose to cover the cabinet, a panel is placed between the two cabinets. The tablets meet in the center of the panel between the two cabinets.

01 —



Full cabinet casing

02 —




Half cabinet casing

03 —



Top panel

04 —



Decorative panel



Cabinet fixtures

You have three basic options for the cabinet fixtures: a wooden shelf, a steel shelf or a removable file hanger. Of course you can also combine these options, e.g. a wooden shelf with a removable file hanger beneath.

The heights of our cabinets are based on OH units. An OH unit is the ideal size to store a box file, with OH10 as the height for a single file.

So an OH50 cabinet, for example, is perfect to store 5 files. This cabinet therefore has space for 4 shelves. You can always choose more shelves if you want a different arrangement. This situation then requires a BRACKET STRIP rather than OH DRILLING.

- 01 — Wooden shelf 25 mm - 25 kg
- 02 — Steel shelf 30 mm - 50 kg
- 03 — Movable file hanger
- 04 — Wooden shelf + movable file hanger
- 05 — Steel shelf + movable file hanger



Connections


The OH FLEX option allows you to choose wall-height cabinets. To integrate the cabinets still better into your project we have provided various fixing options.

You can use a frieze for a smooth transition to the ceiling. If it is not possible to fit cabinets from wall to wall you can still create an attractive unit using a wall fixing. If there is a column in the wrong place you can use a cabinet connection to create a seamless transition.

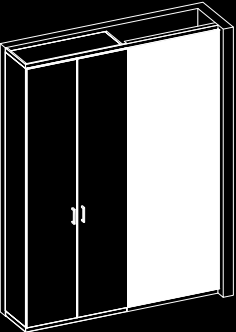
If you need specific solutions for your project, please do not hesitate to contact us, and we will work with you to find the perfect solution.

- 01 — Frieze
- 02 — Wall connection
- 03 — Cabinet connection


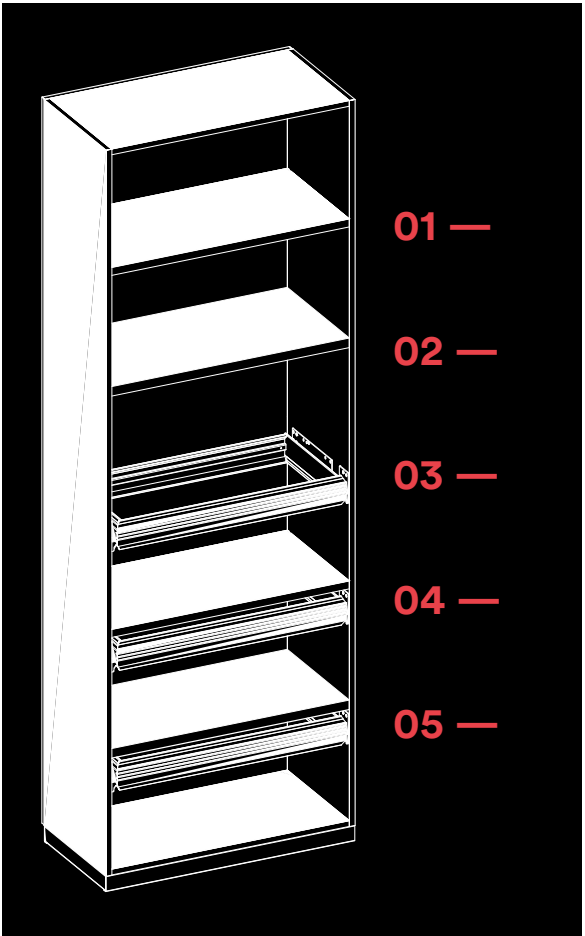
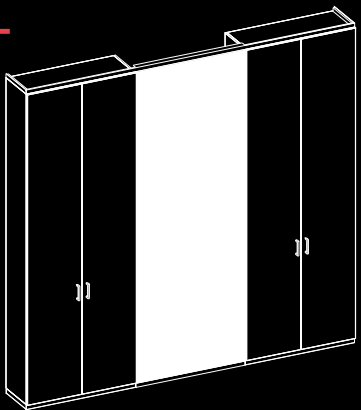
01 —



02 —



03 —



MATERIALS

Cabinets are available in the following combinations:

- Combi 1 - corpus + door & back (A or B)
 - Combi 2 - corpus (A or B) + door &/or back (C or D)
 - Combi 3 - corpus (C or D) + door & back (A, B, C or D)
 - Combi 4 - corpus + back (A, B, C or D) + door (HPL)
- *A,B,C & D: melamine

For the choice of materials, please see the MATERIALS brochure.

COLORS

All metal parts such as metal doors, plinths or shelves are coated with a durable powder coating. For the choice of colors, please see the MATERIALS brochure.

DOOR KNOBS AND DOOR HANDLES

Knob 1

Knob 2

Knob 3

Handle 1

Handle 2

Handle 3

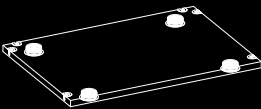
P20

HINGES

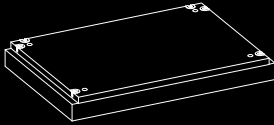
- HINGE 110° + damping
- HINGE 170°

PLINTH

STELVOETEN
Plinth with maximum height 10 mm



STEEL PLINTH
Steel plinth height 50 mm
These can sit beneath multiple cabinet modules with maximum size 2800 x 1300 mm.



CLOSURE OPTIONS

NONE

CYLINDER
Cylinder lock supplied with 2 keys

CYLINDER KNOB
Cylinder lock in knob - available with knob 3 only

LOCKING PLAN
Cylinder locks with custom locking system

COMBINATION LOCK
Combination lock with 4-digit code and service cylinder for emergency

ELECTRIC
Electric lock with 12-digit keypad

FITTING OPTIONS

OH DRILLING
Three holes provided per shelf
In an open cabinet there is one hole provided per shelf.

BRACKET STRIP
Line of holes are provided (optional extra shelves)
Attention: When choosing a line of hole, the hinge can prevent that a shelf can be placed at every position.

CUSTOM DRILLING
U can choose the position of each shelf, one hole per shelf is provided.

CABINET FIXTURES

- WOODEN SHELF
25 mm thick wooden shelf
- STEEL SHELF
30 mm steel shelf with integrated file hanger
- MOVABLE FILE HANGER
Movable file hanger with parallel system

In the interests of quality, we reserve the right to adapt technical elements and characteristics of the products, without further commitment on our part.
This document is entirely the property of Beddeleem Ltd, no content may be copied, in whole or in part, without her written agreement.

	CABINET	SLIDING DOOR CABINET	OPEN CABINET
DOOR KNOB DOOR HANDLE			
HANDLE 1	●		na
HANDLE 2	●		na
KNOB 1	●		na
KNOB 2	●		na
KNOB 3	●		na
P20	●	na	na
HANDLE 3		●*	na
HINGES			
110° + damping	●	na	na
170°	●	na	na
PLINTH			
STELVOETEN	●		●
STEEL PLINTH	●	●	●
CLOSURE OPTIONS			
NONE	●	●	●
CYLINDER	●	●	na
LOCKING PLAN	●	●	na
COMBINATION LOCK	●		na
ELECTRIC	●		na
FITTING OPTIONS			
OH BORING	●	●	●
RIJ BORING	●	●	●
CUSTOM BORING	●	●	●
CABINET FIXTURES			
WOODEN SHELF	●	●	●
STEEL SHELF	●	●	●
MOVABLE FILE HANGER	●	●	●

* Handle 3 is only available with central lock.

BEDDELEEM

Venecoweg 14A, 9810 Nazareth
T +32 9 221 89 21 — F +32 9 220 26 25
E info@beddeleem.be

BEDDELEEM.BE

